



GUETALI MODEL



INTERNAL AREA m²


01	MASTER BEDROOM	19.80
02	MASTER BATHROOM	10.10
03	CIRCULATION	5.50
04	LAUNDRY	3.40
05	BEDROOM	17.30
06	WALK-IN CLOSET	3.90
07	BATHROOM	5.40

EXTERNAL AREA

08	POOL DECK	46.00
09	SWIMMING POOL	27.00
10	CARPORT (Single)	20.00
11	STORE	7.00

1 BEDROOM PAVILLON

12	BEDROOM	20.00
13	BATHROOM	4.00
14	TOILET	2.00
15	BUILT IN CLOSET	3.00





GUETALI MODEL



First Level

INTERNAL AREA m²

16	DINING & KITCHEN	26.20
17	LOBBY	3.00
18	STAIRS	3.30
19	LIVING	20.20
20	CLOAKROOM	3.10
21	RESTROOM	1.90


EXTERNAL AREA

22	VERANDA	52.60
----	---------	-------


GROSS BUILDING AREA

2 BEDROOMS VILLA	210
1 BEDROOM PAVILLON	29

LAND AREA	753 - 1,170
-----------	-------------



NOMADIC VILLAS



Anbalaba
INS PROPERTY AND VILLAGE
BAYE DU CAP - MAURITIUS



RIVULET MODEL



INTERNAL AREA m²

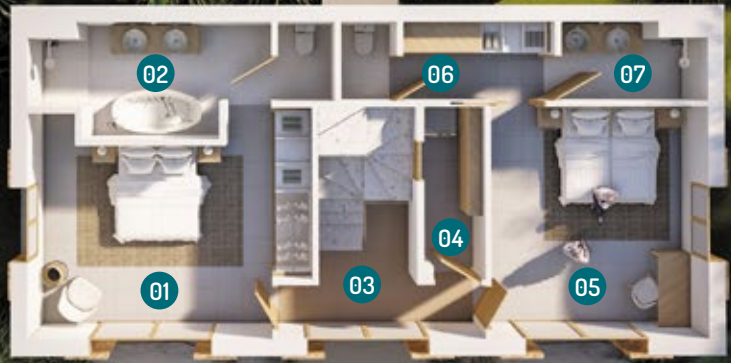
01	MASTER BEDROOM	19.80
02	MASTER BATHROOM	10.10
03	CIRCULATION	5.50
04	LAUNDRY	3.40
05	BEDROOM	17.30
06	WALK-IN CLOSET	3.90
07	BATHROOM	5.40

EXTERNAL AREA

08	POOL DECK	46.00
09	SWIMMING POOL	27.00
10	CARPORT (Single)	20.00
11	STORE	7.00

1 BEDROOM PAVILLON

12	BEDROOM	20.00
13	BATHROOM	4.00
14	TOILET	2.00
15	BUILT IN CLOSET	3.00



NOMADIC VILLAS





RIVULET MODEL



INTERNAL AREA m²

16	DINING & KITCHEN	26.20
17	LOBBY	3.00
18	STAIRS	3.30
19	LIVING	20.20
20	CLOAKROOM	3.10
21	RESTROOM	1.90

EXTERNAL AREA

22	VERANDA	57.10
----	---------	-------

GROSS BUILDING AREA

2 BEDROOMS VILLA	216
1 BEDROOM PAVILLON	29

LAND AREA	710 - 1,074
-----------	-------------

